

xribo IP20/66

**3 YEARS
WARRANTY**
CASAMBI
by TRIDONIC


EN

Flexible strips with SMD LEDs (2835 type), high luminous efficiency, for interior use (IP20) or outdoor installing and humid internal spaces (IP66), power supply 24V/48V DC. Available with monochromatic light. The strips come in 5m (24V) and 15m (48V) lengths and are sectionable like in the technical drawings. Original 3M double-sided adhesive tape, red, mounted on the back allows easy fixing.

IMPORTANT FOR 24V VERSION!

The luminous intensity of these LED strips can be adjusted by the following methods:

- using TRIAC dimmable drivers, constant voltage, ATD24.50 and ATD24.100, ATD24.100IP67 and ATD24.200IP67, together with the PR350 dimmer.

- by means of the wireless constant voltage dimmer basicDIM Wireless PWM CV 4CH, TRIDONIC, with four output channels intercalated between the constant voltage driver and the load and controlled by the TRIDONIC/CASAMBI system protocol. The light intensity is adjusted by the PWM method (Pulse Width Modulation).

Range of applications

Accent lighting, general indirect lighting (soffits, niches and suspended ceiling), commercial lighting presentation (shop windows and shelves).

RO

Benzi flexibile cu LED-uri SMD (tip 2835) cu eficiență luminoasă ridicată, pentru interior (IP20) sau montaj în exterior sau spații cu umiditate ridicată (IP66), cu alimentare la 24V/48V DC. Disponibil cu lumină monocromatică.

Benzi au lungimea totală de 5m (24V) și 15m (48V) și sunt secționabile conform cu desenele tehnice.

Fixare rapidă, datorită benzii biadezive originale roșii 3M (aplicată pe spatele benzii cu LED-uri).

IMPORTANT PENTRU VERSIUNEA LA 24V!

Intensitatea fluxului luminos pentru aceste benzi cu LED-uri poate fi reglată prin următoarele metode:

- utilizând alimentatoarele dimabile TRIAC, la tensiune constantă, ATD24.50 și ATD24.100, ATD24.100IP67 și ATD24.200IP67, împreună cu cu elementul de reglaj PR350.

- prin intermediul dimmer-ului wireless la tensiune constantă basicDIM Wireless PWM CV 4CH, TRIDONIC, cu patru canale de ieșire, intercalat între alimentatorul la tensiune constantă și sarcină și controlat prin protocolul sistemului TRIDONIC/CASAMBI. Reglajul intensității luminoase se realizează prin metoda PWM (Pulse Width Modulation, variația lățimii pulsului de alimentare).

Aplicații

Iluminat arhitectural de contur, iluminat general indirect (scafe, nișe, tavane false), iluminatul comercial de prezentare (vitrine și rafturi).

IT

Strisce flessibili a LED SMD (tipo 2835) ad alta resa luminosa, per interni (IP20), o installazione ad esterni o in ambienti interni umidi (IP66), alimentazione 24V/48V DC.

Sono disponibili con luce monocromatica. Lunghezza totale 5m (24V) e 15m (48V), sezionabile come in disegni tecnici.

Fissaggio mediante biadesivo originale rosso 3M (preapplicato sul retro della striscia).

IMPORTANTE PER LA VERSIONE DI 24V!

L'intensità del flusso luminoso per queste strisce LED può essere regolata nei seguenti metodi:

- utilizzando alimentatori dimmerabili TRIAC, a tensione costante, ATD24.50 e ATD24.100, ATD24.100IP67 e ATD24.200IP67, insieme al dimmer PR350.

- Mediante il dimmer wireless a tensione costante basicDIM Wireless PWM CV 4CH, TRIDONIC, con quattro canali di uscita, intercalato tra l'alimentatore a tensione costante e il carico e controllato dal protocollo di sistema TRIDONIC/CASAMBI. L'intensità della luce è regolata dal metodo PWM (Pulse Width Modulation).

Campi di applicazione

Illuminazione architettonica d'accento, illuminazione generale indiretta (intradossi, nicchie, soffitti), illuminazione commerciale di presentazione (vetrine e scaffali).



24V DC / 48V DC




ORIGINAL
3M ADHESIVE
RED TAPE





RECOMMENDED CV DRIVERS FOR 24V DC STRIP



AT24 SERIE



ATN24 SERIE



ATS SERIE



ATUS SERIE



RECOMMENDED CV DRIVERS FOR 48V DC STRIP




AT48 SERIE

xribo IP20/66**XRIBO IP20
24V DC VERSIONS****3 YEARS
WARRANTY****CASAMBI**
by TRIDONIC**24V DC · 6W/m · 64 LED/m · Lens >120°**

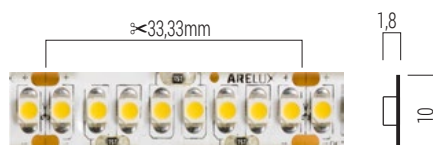
Code	LED type	Input voltage	Power (W/m)	Power	No. of LED/m	LED flux	System flux	CCT	CRI	Length
RB26420UWW	SMD 2835	24V DC	6W	30W	64 LED/m	738 lm/m	738 lm/m	2700K	80	5m
RB26420WW	SMD 2835	24V DC	6W	30W	64 LED/m	768 lm/m	768 lm/m	3000K	80	5m
RB26420NW	SMD 2835	24V DC	6W	30W	64 LED/m	774 lm/m	774 lm/m	4000K	80	5m
RB26420CW	SMD 2835	24V DC	6W	30W	64 LED/m	780 lm/m	780 lm/m	6000K	80	5m

**24V DC · 12W/m · 128 LED/m · Lens >120°**

Code	LED type	Input voltage	Power (W/m)	Power	No. of LED/m	LED flux	System flux	CCT	CRI	Length
RB212820UWW	SMD 2835	24V DC	12W	60W	128 LED/m	1476 lm/m	1460 lm/m	2700K	80	5m
RB212820WW	SMD 2835	24V DC	12W	60W	128 LED/m	1536 lm/m	1480 lm/m	3000K	80	5m
RB212820NW	SMD 2835	24V DC	12W	60W	128 LED/m	1548 lm/m	1540 lm/m	4000K	80	5m
RB212820CW	SMD 2835	24V DC	12W	60W	128 LED/m	1560 lm/m	1560 lm/m	6000K	80	5m
RB212820UWWCRI90	SMD 2835	24V DC	12W	60W	128 LED/m	1440 lm/m	1440 lm/m	2700K	90	5m
RB212820WWCRI90	SMD 2835	24V DC	12W	60W	128 LED/m	1490 lm/m	1440 lm/m	3000K	90	5m
RB212820NWCRI90	SMD 2835	24V DC	12W	60W	128 LED/m	1512 lm/m	1510 lm/m	4000K	90	5m
RB212820WW30M	SMD 2835	24V DC	12W	360W	128 LED/m	1536 lm/m	1480 lm/m	3000K	80	30m
RB212820NW30M	SMD 2835	24V DC	12W	360W	128 LED/m	1548 lm/m	1540 lm/m	4000K	80	30m


**24V DC · 18W/m · 192 LED/m · Lens >120°**

Code	LED type	Input voltage	Power (W/m)	Power	No. of LED/m	LED flux	System flux	CCT	CRI	Length
RB219220UWW	SMD 2835	24V DC	18W	90W	192 LED/m	2214 lm/m	2214 lm/m	2700K	80	5m
RB219220WW	SMD 2835	24V DC	18W	90W	192 LED/m	2304 lm/m	2304 lm/m	3000K	80	5m
RB219220NW	SMD 2835	24V DC	18W	90W	192 LED/m	2328 lm/m	2328 lm/m	4000K	80	5m
RB219220CW	SMD 2835	24V DC	18W	90W	192 LED/m	2340 lm/m	2340 lm/m	6000K	80	5m
RB219220UWWCRI90	SMD 2835	24V DC	18W	90W	192 LED/m	2160 lm/m	2160 lm/m	2700K	90	5m
RB219220WWCRI90	SMD 2835	24V DC	18W	90W	192 LED/m	2246 lm/m	2246 lm/m	3000K	90	5m
RB219220NWCRI90	SMD 2835	24V DC	18W	90W	192 LED/m	2268 lm/m	2268 lm/m	4000K	90	5m
RB219220WW30M	SMD 2835	24V DC	18W	540W	192 LED/m	2304 lm/m	2304 lm/m	3000K	80	30m
RB219220NW30M	SMD 2835	24V DC	18W	540W	192 LED/m	2328 lm/m	2328 lm/m	4000K	80	30m

**24V DC · 22W/m · 240 LED/m · Lens >120°**

Code	LED type	Input voltage	Power (W/m)	Power	No. of LED/m	LED flux	System flux	CCT	CRI	Length
RB224020UWW	SMD 2835	24V DC	22W	110W	240 LED/m	2706 lm/m	2706 lm/m	2700K	80	5m
RB224020WW	SMD 2835	24V DC	22W	110W	240 LED/m	2814 lm/m	2814 lm/m	3000K	80	5m
RB224020NW	SMD 2835	24V DC	22W	110W	240 LED/m	2842 lm/m	2842 lm/m	4000K	80	5m
RB224020CW	SMD 2835	24V DC	22W	110W	240 LED/m	2860 lm/m	2860 lm/m	6000K	80	5m

XRIBO IP20 48V DC VERSIONS

**3 YEARS
WARRANTY**
CASAMBI
by TRIDONIC



48V DC · 5W/m · 65 LED/m · Lens >120°

Code	LED type	Input voltage	Power (W/m)	Power	No. of LED/m	LED flux	System flux	CCT	CRI	Length
RB26520UWW48	SMD 2835	48V DC	5W	75W	65 LED/m	491 lm/m	491 lm/m	2700K	90	15m
RB26520WW48	SMD 2835	48V DC	5W	75W	65 LED/m	498 lm/m	498 lm/m	3000K	90	15m
RB26520NW48	SMD 2835	48V DC	5W	75W	65 LED/m	512 lm/m	512 lm/m	4000K	90	15m
RB26520CW48	SMD 2835	48V DC	5W	75W	65 LED/m	504 lm/m	504 lm/m	6000K	90	15m




48V DC · 9,6W/m · 130LED/m · Lens >120°

Code	LED type	Input voltage	Power (W/m)	Power	No. of LED/m	LED flux	System flux	CCT	CRI	Length
RB213020UWW48	SMD 2835	48V DC	9,6W	144W	130 LED/m	943 lm/m	943 lm/m	2700K	90	15m
RB213020WW48	SMD 2835	48V DC	9,6W	144W	130 LED/m	956 lm/m	956 lm/m	3000K	90	15m
RB213020NW48	SMD 2835	48V DC	9,6W	144W	130 LED/m	984 lm/m	984 lm/m	4000K	90	15m
RB213020CW48	SMD 2835	48V DC	9,6W	144W	130 LED/m	968 lm/m	968 lm/m	6000K	90	15m



48V DC · 12W/m · 182 LED/m · Lens >120°

Code	LED type	Input voltage	Power (W/m)	Power	No. of LED/m	LED flux	System flux	CCT	CRI	Length
RB218220UWW48	SMD 2835	48V DC	12W	180W	182 LED/m	1175 lm/m	1175 lm/m	2700K	90	15m
RB218220WW48	SMD 2835	48V DC	12W	180W	182 LED/m	1191 lm/m	1191 lm/m	3000K	90	15m
RB218220NW48	SMD 2835	48V DC	12W	180W	182 LED/m	1224 lm/m	1224 lm/m	4000K	90	15m
RB218220CW48	SMD 2835	48V DC	12W	180W	182 LED/m	1202 lm/m	1202 lm/m	6000K	90	15m



48V DC · 20W/m · 240 LED/m · Lens >120°

Code	LED type	Input voltage	Power (W/m)	Power	No. of LED/m	LED flux	System flux	CCT	CRI	Length
RB224020UWW48	SMD 2835	48V DC	20W	300W	240 LED/m	1977 lm/m	1977 lm/m	2700K	90	15m
RB224020WW48	SMD 2835	48V DC	20W	300W	240 LED/m	2005 lm/m	2005 lm/m	3000K	90	15m
RB224020NW48	SMD 2835	48V DC	20W	300W	240 LED/m	2061 lm/m	2061 lm/m	4000K	90	15m
RB224020CW48	SMD 2835	48V DC	20W	300W	240 LED/m	2019 lm/m	2019 lm/m	6000K	90	15m



IMPORTANT

XRIBO LED strips 48V can be dimmed by the following methods, using TRIDONIC/CASAMBI protocol: with the help of basicDIM Wireless G2, the DALI controller with integrated DALI source, and dimmer OTi DALI DIM 1-4CH D 48V intercalated between the constant voltage driver and the load and controlled by the CASAMBI system protocol.

IMPORTANT

Benzile cu LED-uri XRIBO 48V pot fi reglate prin următoarele metode, folosind protocolul TRIDONIC/CASAMBI: cu ajutorul basicDIM Wireless G2, regulatorul DALI cu sursă DALI integrată și dimmerul OTi DALIDIM 1-4CH D 48V intercalat între alimentatorul la tensiune constantă și sarcină și controlat prin protocolul sistemului CASAMBI.

IMPORTANTE

Le strisce LED XRIBO 48V possono essere regolate nei seguenti modi, usando il protocollo TRIDONIC/CASAMBI: con l'ausilio di basicDIM Wireless G2, il controller DALI con sorgente DALI integrata, con regolatore OTi DALI DIM 1-4CH D 48V intercalato tra l'alimentatore a tensione costante e il carico e controllato dal protocollo di sistema CASAMBI.



XRIBO IP66 24V DC VERSIONS

**3 YEARS
WARRANTY**
CASAMBI
by TRIDONIC


24V DC · 6W/m · 64 LED/m · Lens >120°

Code	LED type	Input voltage	Power (W/m)	Power	No. of LED/m	LED flux	System flux	CCT	CRI	Length
RB26466UWW	SMD 2835	24V DC	6W	30W	64 LED/m	738 lm/m	720 lm/m	2700K	80	5m
RB26466WW	SMD 2835	24V DC	6W	30W	64 LED/m	768 lm/m	748 lm/m	3000K	80	5m
RB26466NW	SMD 2835	24V DC	6W	30W	64 LED/m	774 lm/m	755 lm/m	4000K	80	5m
RB26466CW	SMD 2835	24V DC	6W	30W	64 LED/m	780 lm/m	760 lm/m	6000K	80	5m




24V DC · 12W/m · 128 LED/m · Lens >120°

Code	LED type	Input voltage	Power (W/m)	Power	No. of LED/m	LED flux	System flux	CCT	CRI	Length
RB212866UWW	SMD 2835	24V DC	12W	60W	128 LED/m	1476 lm/m	1440 lm/m	2700K	80	5m
RB212866WW	SMD 2835	24V DC	12W	60W	128 LED/m	1536 lm/m	1480 lm/m	3000K	80	5m
RB212866NW	SMD 2835	24V DC	12W	60W	128 LED/m	1548 lm/m	1504 lm/m	4000K	80	5m
RB212866CW	SMD 2835	24V DC	12W	60W	128 LED/m	1560 lm/m	1515 lm/m	6000K	80	5m



24V DC · 18W/m · 192 LED/m · Lens >120°

Code	LED type	Input voltage	Power (W/m)	Power	No. of LED/m	LED flux	System flux	CCT	CRI	Length
RB219266UWW	SMD 2835	24V DC	18W	90W	192 LED/m	2214 lm/m	2160 lm/m	2700K	80	5m
RB219266WW	SMD 2835	24V DC	18W	90W	192 LED/m	2304 lm/m	2240 lm/m	3000K	80	5m
RB219266NW	SMD 2835	24V DC	18W	90W	192 LED/m	2328 lm/m	2306 lm/m	4000K	80	5m
RB219266CW	SMD 2835	24V DC	18W	90W	192 LED/m	2340 lm/m	2325 lm/m	6000K	80	5m



24V DC · 22W/m · 240 LED/m · Lens >120°

Code	LED type	Input voltage	Power (W/m)	Power	No. of LED/m	LED flux	System flux	CCT	CRI	Length
RB224066UWW	SMD 2835	24V DC	22W	110W	240 LED/m	2706 lm/m	2640 lm/m	2700K	80	5m
RB224066WW	SMD 2835	24V DC	22W	110W	240 LED/m	2814 lm/m	2746 lm/m	3000K	80	5m
RB224066NW	SMD 2835	24V DC	22W	110W	240 LED/m	2842 lm/m	2760 lm/m	4000K	80	5m
RB224066CW	SMD 2835	24V DC	22W	110W	240 LED/m	2860 lm/m	2777 lm/m	6000K	80	5m

IP66

RECOMMENDED CV DRIVERS FOR 24V DC STRIPS



AT24 IP67 SERIE



ATN24 IP67 SERIE

XRIBO IP66 48V DC VERSIONS

**3 YEARS
WARRANTY**


48V DC · 5W/m · 65 LED/m · Lens >120°

Code	LED type	Input voltage	Power (W/m)	Power	No. of LED/m	LED flux	System flux	CCT	CRI	Length
RB26566UWW48	SMD 2835	48V DC	5W	75W	65 LED/m	491 lm/m	479 lm/m	2700K	90	15m
RB26566WW48	SMD 2835	48V DC	5W	75W	65 LED/m	498 lm/m	489 lm/m	3000K	90	15m
RB26566NW48	SMD 2835	48V DC	5W	75W	65 LED/m	512 lm/m	500 lm/m	4000K	90	15m
RB26566CW48	SMD 2835	48V DC	5W	75W	65 LED/m	504 lm/m	492 lm/m	6000K	90	15m



48V DC · 9,6W/m · 130 LED/m · Lens >120°

Code	LED type	Input voltage	Power (W/m)	Power	No. of LED/m	LED flux	System flux	CCT	CRI	Length
RB213066UWW48	SMD 2835	48V DC	9,6W	144W	130 LED/m	943 lm/m	922 lm/m	2700K	90	15m
RB213066WW48	SMD 2835	48V DC	9,6W	144W	130 LED/m	956 lm/m	935 lm/m	3000K	90	15m
RB213066NW48	SMD 2835	48V DC	9,6W	144W	130 LED/m	984 lm/m	961 lm/m	4000K	90	15m
RB213066CW48	SMD 2835	48V DC	9,6W	144W	130 LED/m	968 lm/m	942 lm/m	6000K	90	15m



48V DC · 12W/m · 182 LED/m · Lens >120°

Code	LED type	Input voltage	Power (W/m)	Power	No. of LED/m	LED flux	System flux	CCT	CRI	Length
RB218266UWW48	SMD 2835	48V DC	12W	180W	182 LED/m	1175 lm/m	1148 lm/m	2700K	90	15m
RB218266WW48	SMD 2835	48V DC	12W	180W	182 LED/m	1191 lm/m	1162 lm/m	3000K	90	15m
RB218266NW48	SMD 2835	48V DC	12W	180W	182 LED/m	1224 lm/m	1198 lm/m	4000K	90	15m
RB218266CW48	SMD 2835	48V DC	12W	180W	182 LED/m	1202 lm/m	1175 lm/m	6000K	90	15m



48V DC · 20W/m · 240 LED/m · Lens >120°

Code	LED type	Input voltage	Power (W/m)	Power	No. of LED/m	LED flux	System flux	CCT	CRI	Length
RB224066UWW48	SMD 2835	48V DC	20W	300W	240 LED/m	1977 lm/m	1929 lm/m	2700K	90	15m
RB224066WW48	SMD 2835	48V DC	20W	300W	240 LED/m	2005 lm/m	1956 lm/m	3000K	90	15m
RB224066NW48	SMD 2835	48V DC	20W	300W	240 LED/m	2061 lm/m	2011 lm/m	4000K	90	15m
RB224066CW48	SMD 2835	48V DC	20W	300W	240 LED/m	2019 lm/m	1970 lm/m	6000K	90	15m



IP66



RECOMMENDED CV DRIVERS FOR 48V DC STRIPS

AT48 SERIE (IN MINIMUM IP65 BOX)

IMPORTANT

XRIBO LED strips 48V can be dimmed by the following methods, using TRIDONIC/CASAMBI protocol: with the help of basicDIM Wireless G2, the DALI controller with integrated DALI source, and dimmer OTi DALI DIM 1-4CH D 48V intercalated between the constant voltage driver and the load and controlled by the CASAMBI system protocol.

IMPORTANT

Benzile cu LED-uri XRIBO 48V pot fi reglate prin următoarele metode, folosind protocolul TRIDONIC/CASAMBI: cu ajutorul basicDIM Wireless G2, regulatorul DALI cu sursă DALI integrată și dimerul OTi DALIDIM 1-4CH D 48V intercalat între alimentatorul la tensiune constantă și sarcină și controlat prin protocolul sistemului CASAMBI.

IMPORTANTE

Le strisce LED XRIBO 48V possono essere regolate nei seguenti modi, usando il protocollo TRIDONIC/CASAMBI: con l'ausilio di basicDIM Wireless G2, il controller DALI con sorgente DALI integrata, con regolatore OTi DALI DIM 1-4CH D 48V intercalato tra l'alimentatore a tensione costante e il carico e controllato dal protocollo di sistema CASAMBI.