

Luminaire

Code RPU50NWXC18
Name XROPE UGR D (DOWN)

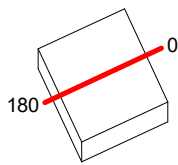
Measurem.

Code RPU50NWXC18
Name XROPE UGR D (DOWN)

Luminaire Flux	1541.68 lm	Luminaire Power	18.00 W	Efficacy	85.65 lm/W	Efficiency	99.59%
Lamps Flux	1548.00 lm	Maximum value	630.24 cd/klm	Position	C=0.00 G=0.00	CG	Rotosymmetrical
Rectangular Luminaire		Length	350 mm	Width	324 mm	Height	75 mm
Rectangular Luminous Area		Length	350 mm	Width	324 mm	Height	75 mm
Horizontal Luminous Area		0.113400 m2		Emitting area on Plane 180°		0.026250 m2	
Emitting area on Plane 0°		0.026250 m2		Emitting area on Plane 270°		0.024300 m2	
Emitting area on Plane 90°		0.024300 m2		Glare area at 76°		0.052904 m2	
Coordinate system		CG		Symmetry Type		Rotosymmetrical	
Date		29-07-2023		Maximum Gamma Angle		180	
Measurement Distance		0.00		Measurement Flux		1470.00 lm	
Operator				Source Voltage [V]			
Temperature		25.00 °C		Source current [A]			
Humidity		60.00 %		Photocell			
Notes							

Line		Code	Luminaire Lamps		Flux [lm]	Pow. [W]	Q.ty
		RPU50NWXC18	Name XROPE UGR D (DOWN)		1548.00	18.00	1
C.I.E.	64 87 97 100 100		D DIN 5040		A50		
F UTE	0.99 C		B NBN		BZ 2 / 1 / BZ 3		

350mm x 324mm



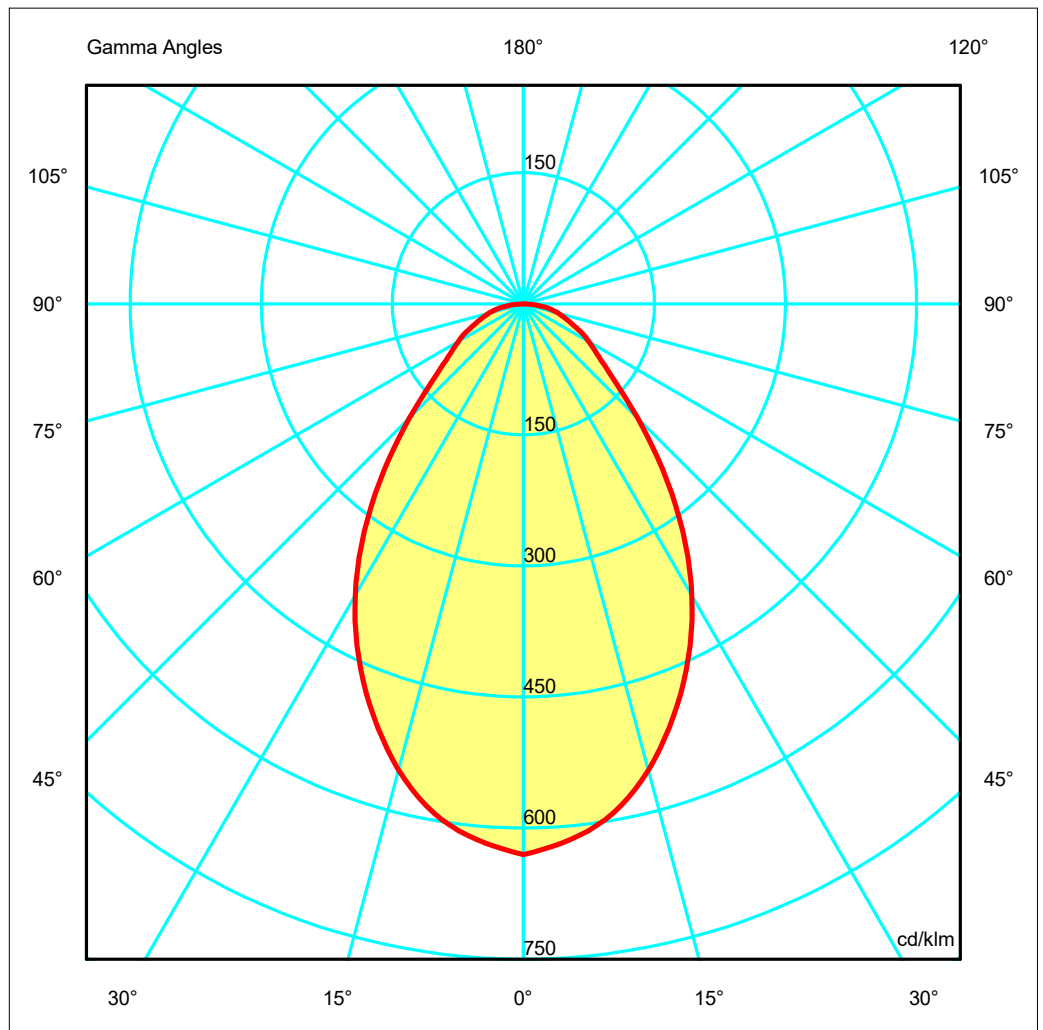
C Halfplanes

180.0 — 0.0

ULOR 0.09 %

DLOR 99.50 %

RN 0.09 %



Luminaire

Code RPU50NWXC18
Name XROPE UGR D (DOWN)

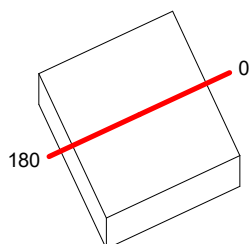
Measurem.

Code RPU50NWXC18
Name XROPE UGR D (DOWN)

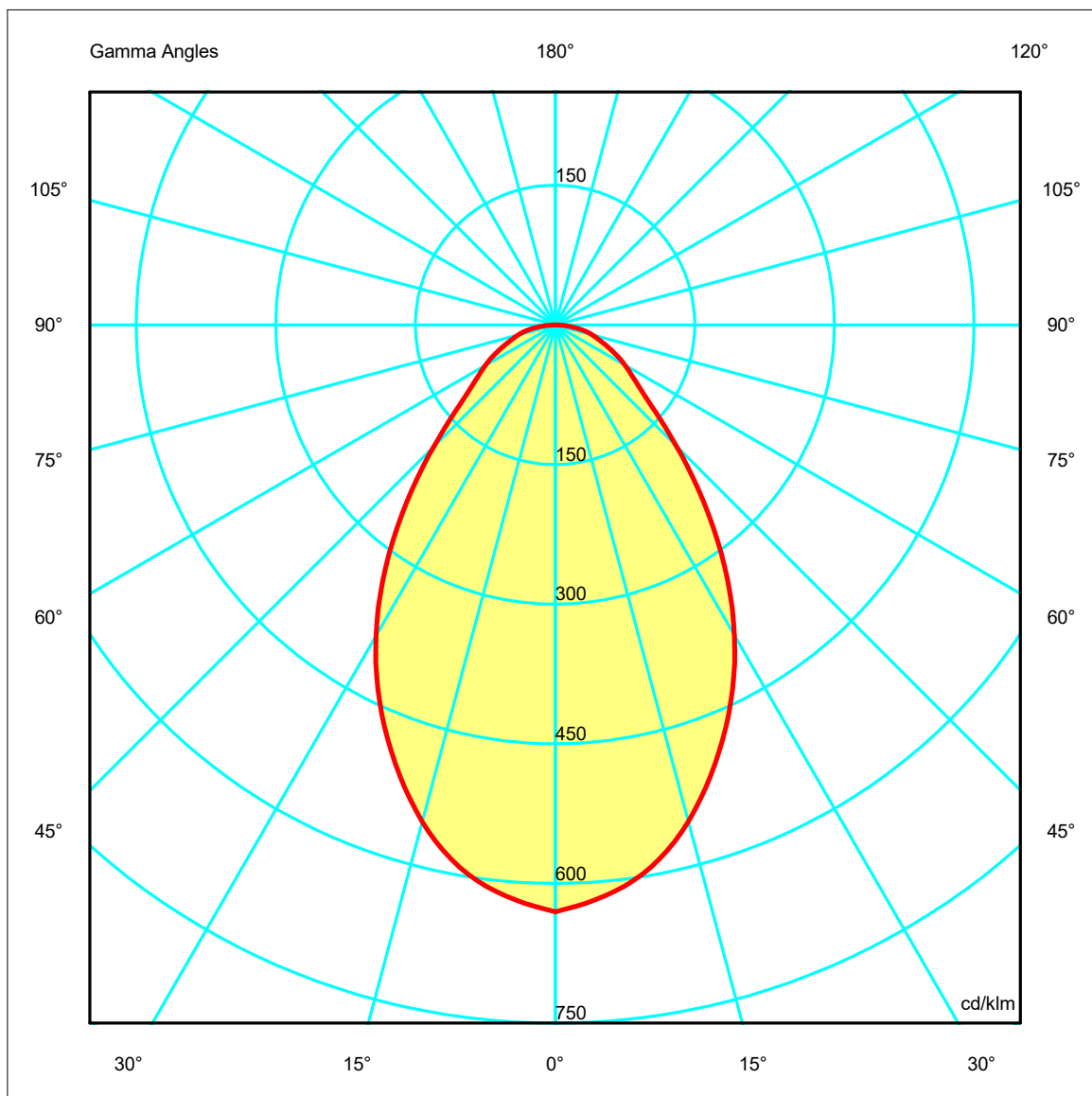
Luminaire Flux	1541.68 lm	Luminaire Power	18.00 W	Efficacy	85.65 lm/W	Efficiency	99.59%
Lamps Flux	1548.00 lm	Maximum value	630.24 cd/klm	Position	C=0.00 G=0.00	CG	Rotosymmetrical

350mm x 324mm

C Halfplanes



180.0 ————— 0.0



Luminaire

Code RPU50NWXC18
Name XROPE UGR D (DOWN)

Measurement

Code RPU50NWXC18
Name XROPE UGR D (DOWN)

Luminaire Flux	1541.68 lm	Luminaire Power	18.00 W	Efficacy	85.65 lm/W	Efficiency	99.59%
Lamps Flux	1548.00 lm	Maximum value	630.24 cd/klm	Position	C=0.00 G=0.00	CG	Rotosymmetrical

UGR
S = 0.250

Reflectancies										
Ceiling/Cavity	0.7	0.7	0.5	0.5	0.3	0.7	0.7	0.5	0.5	0.3
Walls	0.5	0.3	0.5	0.3	0.3	0.5	0.3	0.5	0.3	0.3
WorkingPlane	0.2	0.2	0.2	0.2	0.2	0.2	0.2	0.2	0.2	0.2
RoomDimensions	ViewedCrosswise					ViewedEndwise				
x=2H y=2H	13.6	14.7	13.9	14.9	15.2	13.6	14.7	13.9	14.9	15.2
x=2H y=3H	14.6	15.6	14.9	15.8	16.1	14.6	15.6	15.0	15.9	16.1
x=2H y=4H	15.1	16.0	15.4	16.3	16.6	15.1	16.0	15.5	16.3	16.6
x=2H y=6H	15.5	16.3	15.8	16.7	17.0	15.5	16.4	15.9	16.7	17.0
x=2H y=8H	15.6	16.5	16.0	16.8	17.1	15.7	16.5	16.0	16.8	17.1
x=2H y=12H	15.7	16.5	16.1	16.8	17.2	15.8	16.6	16.1	16.9	17.2
x=4H y=2H	14.0	14.9	14.3	15.2	15.5	14.0	15.0	14.4	15.2	15.5
x=4H y=3H	15.2	16.0	15.6	16.4	16.7	15.3	16.1	15.7	16.4	16.7
x=4H y=4H	15.9	16.6	16.2	16.9	17.3	15.9	16.6	16.3	16.9	17.3
x=4H y=6H	16.4	17.0	16.8	17.4	17.8	16.5	17.1	16.9	17.4	17.8
x=4H y=8H	16.6	17.2	17.0	17.5	18.0	16.7	17.2	17.1	17.6	18.0
x=4H y=12H	16.7	17.2	17.1	17.6	18.1	16.8	17.3	17.2	17.7	18.1
x=8H y=4H	16.1	16.7	16.5	17.1	17.5	16.2	16.7	16.6	17.1	17.5
x=8H y=6H	16.8	17.2	17.2	17.7	18.2	16.8	17.3	17.3	17.7	18.2
x=8H y=8H	17.0	17.4	17.5	17.9	18.4	17.1	17.5	17.6	17.9	18.4
x=8H y=12H	17.2	17.5	17.7	18.0	18.6	17.2	17.6	17.7	18.1	18.6
x=12H y=4H	16.1	16.6	16.6	17.0	17.5	16.2	16.7	16.6	17.1	17.5
x=12H y=6H	16.8	17.2	17.3	17.7	18.2	16.9	17.3	17.4	17.7	18.2
x=12H y=8H	17.1	17.5	17.6	17.9	18.5	17.2	17.5	17.7	18.0	18.5