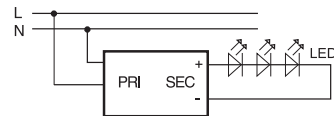
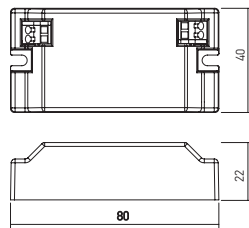


# AT 3 YEARS WARRANTY



**CONSTANT CURRENT DRIVERS**  
**ALIMENTATOARE ÎN CURENTE CONSTANT**  
**ALIMENTATORI IN CORRENTE COSTANTE**

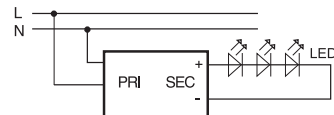
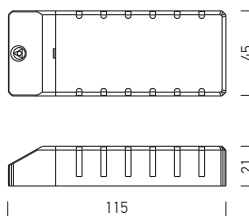
**10/15W**



Code	Input voltage	Output power	Output voltage	Output current	Operating ambient temperature	Weight
AT350.10	220-240V AC	10W	14-29V DC	350 mA	-20 ÷ +50°	0,05 kg
AT500.10	220-240V AC	10W	10-20V DC	500 mA	-20 ÷ +50°	0,05 kg
● AT350.15	220-240V AC	15W	22-43V DC	350 mA	-20 ÷ +50°	0,05 kg
● AT500.15	220-240V AC	15W	15-30V DC	500 mA	-20 ÷ +50°	0,05 kg
AT700.15	220-240V AC	15W	11-22V DC	700 mA	-20 ÷ +50°	0,05 kg

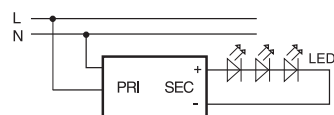
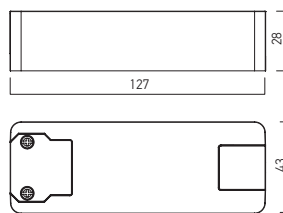
● ORDERED UPON REQUEST / DISPONIBIL DOAR LA COMANDĂ / DISPONIBILE SOLO SU ORDINAZIONE

**18W**



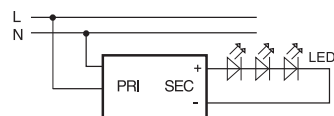

Code	Input voltage	Output power	Output voltage	Output current	Operating ambient temperature	Weight
AT102	100-240V AC	18W	2-52V DC	350mA	-20÷+50°C	0,09 kg
AT201	100-240V AC	18W	2-38V DC	500mA	-20÷+50°C	0,09 kg
AT301	100-240V AC	18W	2-26V DC	700mA	-20÷+50°C	0,09 kg

**25W**



Code	Input voltage	Output power	Output voltage	Output current	Operating ambient temperature	Weight
AT350.25	220-240V AC	25W	36-72V DC	350 mA	-20 ÷ +50°	0,09 kg

**60W**



Code	Input voltage	Output power	Output voltage	Output current	Operating ambient temperature	Weight
AT1050.60	220-240V AC	60W	29-57V DC	1050 mA	-20 ÷ +50°	0,18 kg
AT1400.60	220-240V AC	60W	22-43V DC	1400 mA	-20 ÷ +50°	0,18 kg