

LDC/LDL

5 YEARS WARRANTY

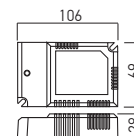
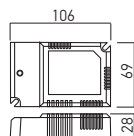
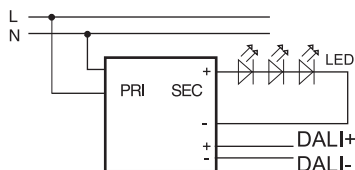


CONSTANT CURRENT DIMMABLE DRIVERS ALIMENTATOARE ÎN CURENTE CONSTANT DIMMABLE ALIMENTATORI DIMMERABILI IN CORRENTE COSTANTE

EN
Series of DALI dimming drivers in constant current.
White polycarbonate cases for compact version and housings of grey iron sheet for linear ones.
Auto-recovery short circuit protections.
Open circuit protections.
Self-locking terminal blocks and DIP switches for the selection of the output current.

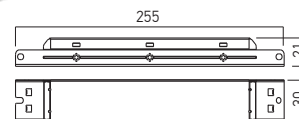
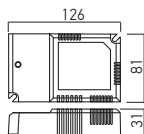
RO
Serie de alimentatoare dimabile în curent constant, varianta DALI.
Carcase din policarbonat de culoare albă pentru versiunea compactă și din tablă de oțel de culoare gri pentru cea liniară.
Protecții la scurtcircuit cu repornire automată la îndepărtarea defectului.
Protecții la întreruperea circuitului de alimentare a sarcinii.
Șir de conectori cu autoblocare și comutatoare DIP pentru selectarea curentului de ieșire.

IT
Serie di alimentatori dimmerabili a corrente costante, versione DALI.
Carcassa in policarbonato bianco per la versione compatta e in lamiera di acciaio grigia per quella lineare.
Protezioni cortocircuito con riavvio automatico alla scomparsa del guasto.
Protezione in caso di interruzione del circuito di alimentazione.
Serie di connettori con blocco automatico e interruttori DIP per la selezione della corrente di uscita.



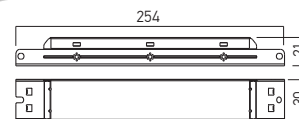
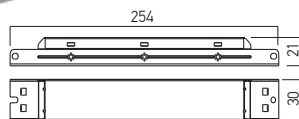
Code	Input voltage	Output power	Output voltage	Output current	Operating ambient temperature	Weight
LDC250-500.21D	220-240V AC	21W	25-42V	250-500 mA	-20 ÷ +50°	0,13 kg

Code	Input voltage	Output power	Output voltage	Output current	Operating ambient temperature	Weight
LDC550-1050.44D	220-240V AC	44W	25-42V	550-1050 mA	-20 ÷ +50°	0,16 kg



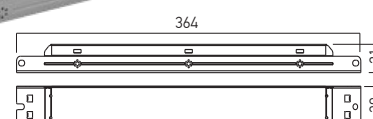

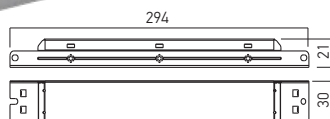

Code	Input voltage	Output power	Output voltage	Output current	Operating ambient temperature	Weight
LDC1100-1500.63D	220-240V AC	63W	25-42V	1100-1500 mA	-20 ÷ +50°	0,22 kg

Code	Input voltage	Output power	Output voltage	Output current	Operating ambient temperature	Weight
LDL250-500.21D	220-240V AC	21W	25-42V	250-500 mA	-20 ÷ +50°	0,18 kg



Code	Input voltage	Output power	Output voltage	Output current	Operating ambient temperature	Weight
LDL550-750.32D	220-240V AC	32W	25-42V	550-750 mA	-20 ÷ +50°	0,18 kg

Code	Input voltage	Output power	Output voltage	Output current	Operating ambient temperature	Weight
LDL800-1050.44D	220-240V AC	44W	25-42V	800-1050 mA	-20 ÷ +50°	0,19 kg



Code	Input voltage	Output power	Output voltage	Output current	Operating ambient temperature	Weight
LDL1100-1500.63D	220-240V AC	63W	25-42V	1100-1500 mA	-20 ÷ +50°	0,25 kg

Code	Input voltage	Output power	Output voltage	Output current	Operating ambient temperature	Weight
LDL1550-2000.84D	220-240V AC	84W	25-42V	1550-2000 mA	-20 ÷ +50°	0,30 kg