

xevo square

3 YEARS
WARRANTY



EN

Series of recessed light fittings for T-bar suspended ceiling or plasterboard, equipped with SMD LEDs.

Frame of die-cast aluminum, electrostatically painted.

Housing of die-cast aluminum acting as heat sink role for LED module, electrostatically painted.

White reflector made of reflective plastic sheet.

Diffuser of opal polycarbonate.

Constant current LED driver delivered with the light fitting.

Range of applications

Interior general lighting.

IT

Serie di apparecchi a LED SMD da controsoffitto a cassettoni o cartongesso.

Cornice in presofusione di alluminio, verniciata a polveri.

Corpo con funzione di raffreddatore per modulo a LED in presofusione di alluminio, verniciato a polveri.

Riflettore composto da foglio in materiale plastico riflettente.

Diffusore in policarbonato opalino.

Alimentatore in corrente costante fornito con l'apparecchio.

Campi di applicazione

Illuminazione generale d'interni.

RO

Serie de corpuri de iluminat echipate cu LED-uri SMD, pentru montaj încastrat în plafon fals casetat sau de gipscarton.

Rama din aluminiu turnat, vopsită în câmp electrostatic.

Corpul cu rol de radiator pentru modulul cu LED-uri din aluminiu turnat, vopsit în câmp electrostatic.

Reflector din folie reflectorizantă de culoare albă.

Dispensur din policarbonat opal.

Alimentator în curent constant livrat împreună cu corpul de iluminat.

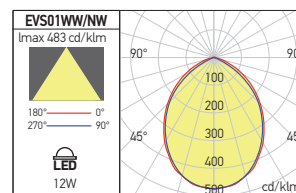
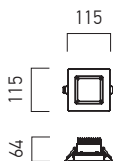
Aplicații

Iluminatul general de interior.

EVS01

FINISHING AVAILABLE

MWH

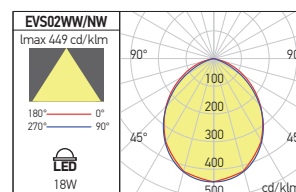
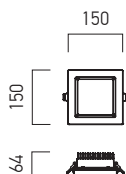


Code	Finishing	LED type	Power	Input volatge	Output current/voltage driver	Driver	LED flux	System flux	CCT	CRI	Optics	Weight
EVS01WW	MWH	SMD 2835 LUMILEDS	12W	220-240V AC	350 mA / 2-34V DC	Included	1380 lm	855 lm	3000K	82	90°	90x90 mm 0,29 kg
EVS01NW	MWH	SMD 2835 LUMILEDS	12W	220-240V AC	350 mA / 2-34V DC	Included	1470 lm	915 lm	4000K	82	90°	90x90 mm 0,29 kg

EVS02

FINISHING AVAILABLE

MWH

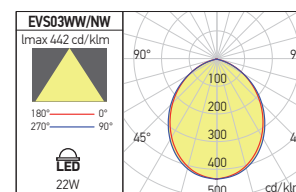
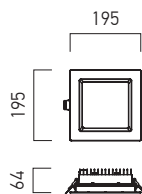


Code	Finishing	LED type	Power	Input volatge	Output current/voltage driver	Driver	LED flux	System flux	CCT	CRI	Optics	Weight
EVS02WW	MWH	SMD 2835 LUMILEDS	18W	220-240V AC	350 mA / 2-58V DC	Included	2210 lm	1419 lm	3000K	82	90°	125x125 mm 0,45 kg
EVS02NW	MWH	SMD 2835 LUMILEDS	18W	220-240V AC	350 mA / 2-58V DC	Included	2350 lm	1515 lm	4000K	82	90°	125x125 mm 0,45 kg

EVS03

FINISHING AVAILABLE

MWH



Code	Finishing	LED type	Power	Input volatge	Output current/voltage driver	Driver	LED flux	System flux	CCT	CRI	Optics	Weight
EVS03WW	MWH	SMD 2835 NATIONSTAR	22W	220-240V AC	700 mA / 12-43V DC	Included	3310 lm	1701 lm	3000K	82	90°	170x170 mm 0,92 kg
EVS03NW	MWH	SMD 2835 NATIONSTAR	22W	220-240V AC	700 mA / 12-43V DC	Included	3530 lm	1816 lm	4000K	82	90°	170x170 mm 0,92 kg