

**Luminaire**

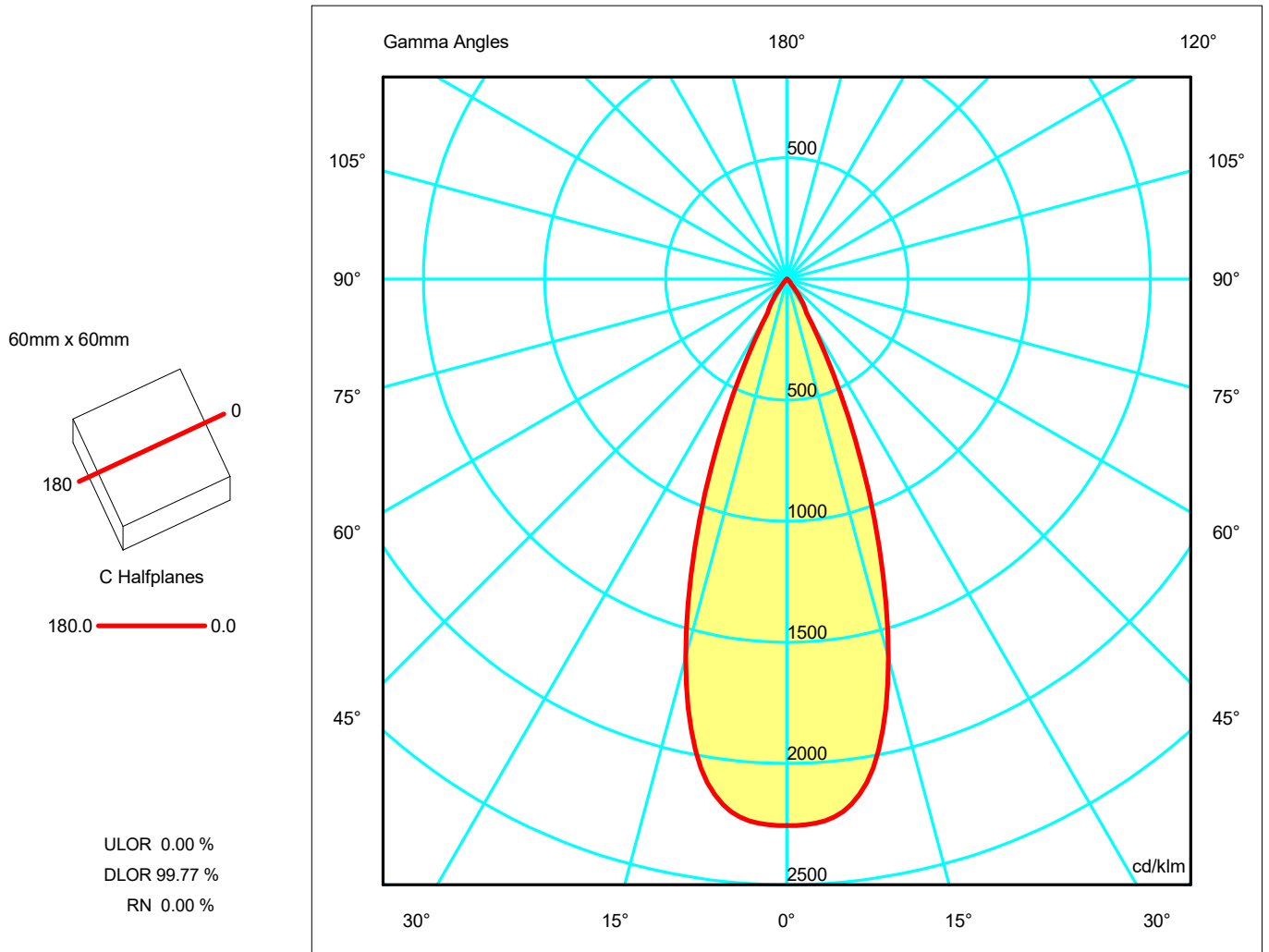
Code CRQ01NW MWH  
Name XCORE SQUARE

**Measur.**

Code CRQ01NW MWH  
Name XCORE SQUARE

Luminaire Flux	511.84 lm	Luminaire Power	6.00 W	Efficacy	85.31 lm/W	Efficiency	99.77%
Lamps Flux	513.00 lm	Maximum value	2255.91 cd/klm	Position	C=0.00 G=0.00	CG	Rotosymmetrical
Rectangular Luminaire Rectangular Luminous Area	Length Length	60 mm 60 mm	Width Width	60 mm 60 mm	Height Height	10 mm 10 mm	
Horizontal Luminous Area Emitting area on Plane 0° Emitting area on Plane 90°	0.003600 m2 0.000600 m2 0.000600 m2	Emitting area on Plane 180° Emitting area on Plane 270° Glare area at 76°	0.000600 m2 0.000600 m2 0.001453 m2				
Coordinate system Date Measurement Distance	CG 10-03-2019 0.00	Symmetry Type Maximum Gamma Angle Measurement Flux	Rotosymmetrical 90 513.00 lm				
Operator Temperature Humidity Notes	25.00 °C 60.00 %	Source Voltage [V] Source current [A] Photocell					

Line	Code	Luminaire Lamps	Flux [lm]	Pow. [W]	Q.ty
	CRQ01NW MWH	Name XCORE SQUARE	513.00	6.00	1
C.I.E.	99 100 100 100 100	D DIN 5040	A60		
F UTE	--	B NBN	BZ 1		



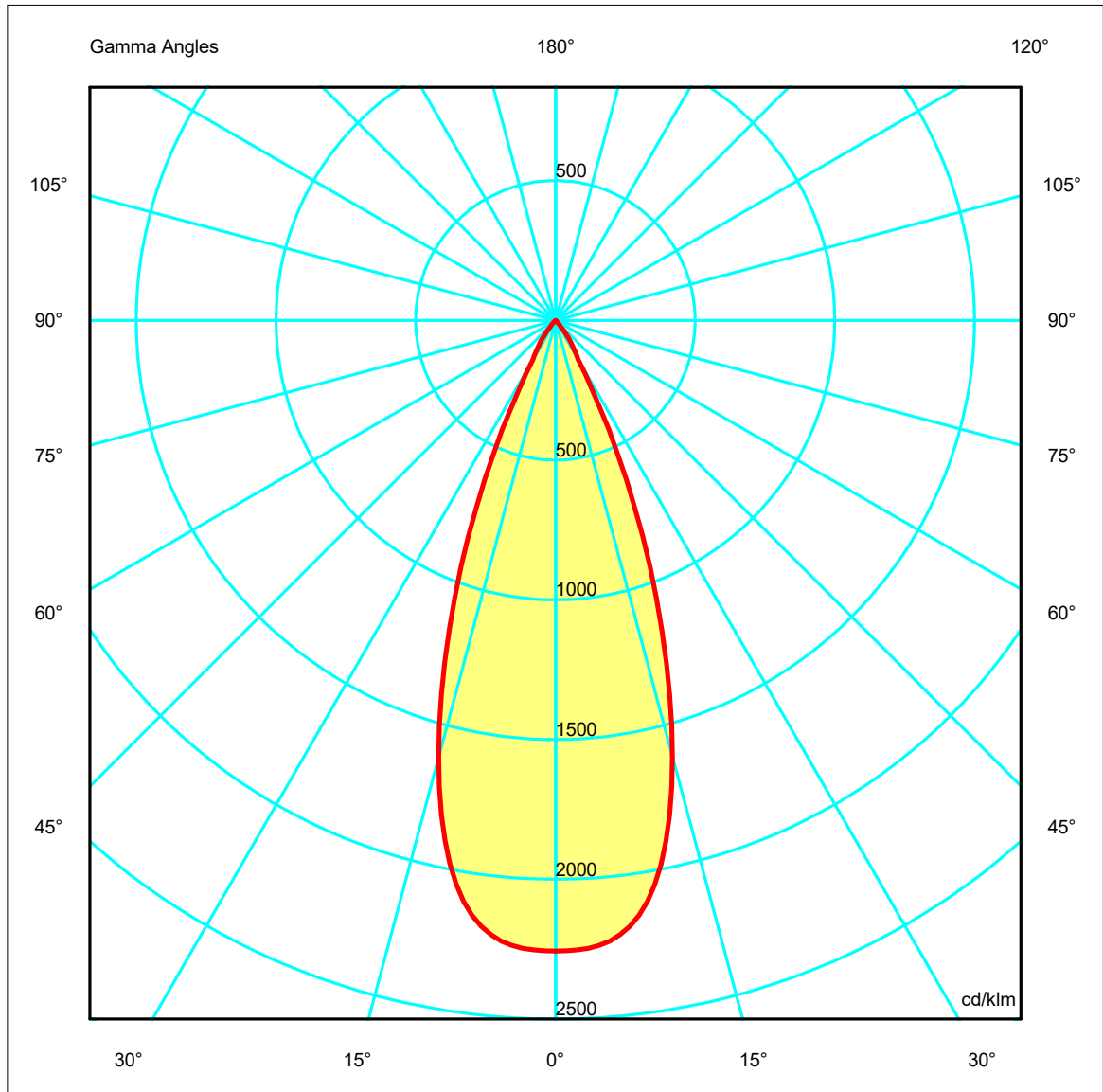
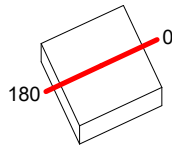
**Luminaire**  
 Code CRQ01NW MWH  
 Name XCORE SQUARE  
**Measurement**  
 Code CRQ01NW MWH  
 Name XCORE SQUARE

Luminaire Flux	511.84 lm	Luminaire Power	6.00 W	Efficacy	85.31 lm/W	Efficiency	99.77%
Lamps Flux	513.00 lm	Maximum value	2255.91 cd/klm	Position	C=0.00 G=0.00	CG	Rotosymmetrical

60mm x 60mm

C Halfplanes

180.0  0.0



**Luminaire**

Code CRQ01NW MWH  
Name XCORE SQUARE

**Measurement**

Code CRQ01NW MWH  
Name XCORE SQUARE

Luminaire Flux	511.84 lm	Luminaire Power	6.00 W	Efficacy	85.31 lm/W	Efficiency	99.77%
Lamps Flux	513.00 lm	Maximum value	2255.91 cd/klm	Position	C=0.00 G=0.00	CG	Rotosymmetrical

**UGR**  
S = 0.250

Reflectancies										
Ceiling/Cavity	0.7	0.7	0.5	0.5	0.3	0.7	0.7	0.5	0.5	0.3
Walls	0.5	0.3	0.5	0.3	0.3	0.5	0.3	0.5	0.3	0.3
WorkingPlane	0.2	0.2	0.2	0.2	0.2	0.2	0.2	0.2	0.2	0.2
RoomDimensions	ViewedCrosswise					ViewedEndwise				
x=2H y=2H	7.7	8.4	7.9	8.5	8.7	7.7	8.4	7.9	8.5	8.7
x=2H y=3H	7.6	8.2	7.8	8.4	8.6	7.6	8.2	7.8	8.4	8.6
x=2H y=4H	7.5	8.1	7.8	8.3	8.6	7.5	8.1	7.8	8.3	8.6
x=2H y=6H	7.4	7.9	7.7	8.2	8.5	7.4	7.9	7.7	8.2	8.5
x=2H y=8H	7.4	7.9	7.7	8.2	8.5	7.4	7.9	7.7	8.2	8.5
x=2H y=12H	7.3	7.8	7.7	8.1	8.4	7.3	7.8	7.7	8.1	8.4
x=4H y=2H	7.5	8.1	7.8	8.3	8.6	7.5	8.1	7.8	8.3	8.6
x=4H y=3H	7.3	7.8	7.7	8.1	8.4	7.3	7.8	7.7	8.1	8.4
x=4H y=4H	7.3	7.7	7.6	8.0	8.3	7.3	7.7	7.6	8.0	8.3
x=4H y=6H	7.2	7.5	7.6	7.9	8.3	7.2	7.5	7.6	7.9	8.3
x=4H y=8H	7.2	7.4	7.6	7.8	8.2	7.2	7.4	7.6	7.8	8.2
x=4H y=12H	7.1	7.4	7.5	7.8	8.2	7.1	7.4	7.5	7.8	8.2
x=8H y=4H	7.2	7.4	7.6	7.8	8.2	7.2	7.4	7.6	7.8	8.2
x=8H y=6H	7.1	7.3	7.5	7.7	8.1	7.1	7.3	7.5	7.7	8.1
x=8H y=8H	7.0	7.2	7.5	7.6	8.1	7.0	7.2	7.5	7.6	8.1
x=8H y=12H	7.0	7.1	7.5	7.6	8.1	7.0	7.1	7.5	7.6	8.1
x=12H y=4H	7.1	7.4	7.5	7.8	8.2	7.1	7.4	7.5	7.8	8.2
x=12H y=6H	7.0	7.2	7.5	7.6	8.1	7.0	7.2	7.5	7.6	8.1
x=12H y=8H	7.0	7.1	7.5	7.6	8.1	7.0	7.1	7.5	7.6	8.1